

ClassWall

Modular storage

ClassWall Modular Storage

Experience the liberation of a flexible storage design. This Modular design allows you to swap and configure to what works best for your specific needs. Its solid Melteca construction will stand you in good stead for years to come, while future proofing your design should the need arise to change it. Classroom Modular Storage at its' best!



Features




- Sturdy MDF LPL design
- Fully customizable
- Easy clean
- Durable Melteca surface with solid PVC edging
- Flexibility of having matching storage cupboards, mobiles and desking to suit.
- Solid 25mm and 18mm Thick MDF LPL construction

Options

- Sizes, colors and Configurations are fully customizable

Sizing

- 2400mmLong x 2000mmHigh x 600mmDeep or 400mmDeep
 - 3600mmLong x 2000mmHigh x 600mmDeep or 400mmDeep
 - 4800mmLong x 2000mmHigh x 600mmDeep or 400mmDeep
- Base Module Sizes:
- 1200mmWide x 800mmHigh x 600mmDeep or 400mmDeep



Slab Construction

- Commercial-grade 25mm and 18mm worksurfaces finished in a wide range of melamine colors with matching PVC edge, using laser clashing technology.

QS White	
Commercial col Plain	Storm, Silverstrata, Snowdrift, Warm White
Commercial woodgrain	Silverstrata, NZ Tawa, Affinity, Dark Oak, Maple
256 Custom colours	- Melteca - Prime Panels - Melamine
Special finishes	- HPL, Stone, Veneer

Custom Designs
Made in NZ to your design



Profile