

E-Screen

Docking Rail

Docking Rail and E-screen system

The Profile Docking rail and E-Screen system are quick and easy to use. They can be attached to just about any desks with our bracket system. When attached to a height adjustable desk, they go up and down with the desktop, allowing the user to maintain their privacy when sitting or standing. They are light weight and are made to counter the noise of a busy office environment. The docking rail may be used with accessories and can even accommodate another E-Panel modesty panel.

Custom Designs


Made in NZ to your design



Docking Rail Accessories



Plywood Shelf



Plywood Function Panel



Steel Shelf




Planter

Options

- Custom designs and logos available
- 12 colour options
- Comes standard with bolt on brackets however clamp on fixings are available

Sizes

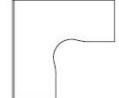
- Length: 700mm to 18000mm
- Height: 300mm to 500mm
- 12mm Thick
- Custom sizes available




Configurations



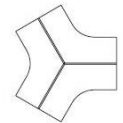
Single Straight Workstation



Single Corner Workstation



2 Person Straight Workstation Cluster



3 Person 120° Workstation Cluster

E- Panel Colors

Ice-White	Blueberry
Alabaster	Mantis Green
Desert	Pistachio
Trojan	Bulls-Eye
Foundry	Blaze
Blackout	Ochre



Recycled Product

E-Panel Features

- 0.7 NRC Sound absorption
- Group 1-S [MBIE C/VM2 table A1]. Extensive fire testing has been performed, this includes retardant standards: US ASTM084 A level and EN 13501 [B-S1]
- 100% Non woven polyester PET Fiber
- Pinnable
- Made in New Zealand using locally and off shore sourced materials
- Moisture and stain resistant
- Precision cut to your specifications