

XR1

XR1 – Our most customizable desking and table system

This system is available in large range of sizes and layouts. Pod layouts, individual desks and workstations are available for continuity of design in your office fit out, right through to tables and boardroom furniture.

Features

- Strong powder coated steel structure
- Heavy duty welded frame with flush ground ends
- Tops and screens made in New Zealand
- NZ made cable management standard system on pod versions

Sturdy Welded Frame

- Frames are available in four configurations, desk and back to back workstation with your choice of Black, White or Silver powdercoat finish.
- 50x50mm Square steel legs
- Side by side configurations available as well



Cable tray

- Power rail cable access in top with large cable tray

Options


- Power rail cable access
- LCD Arms
- Translucent screens

Tops

- Commercial-grade 25mm worksurfaces finished in a wide range of melamine colors with matching PVC edge, using laser clashing technology.
- Optional shark-nose edge.




Screen selection



E-Screen back mount

- Available in 12 E-panel colors
- Under-desk mount brackets
- .4 NRC Sound absorption



Docking rail

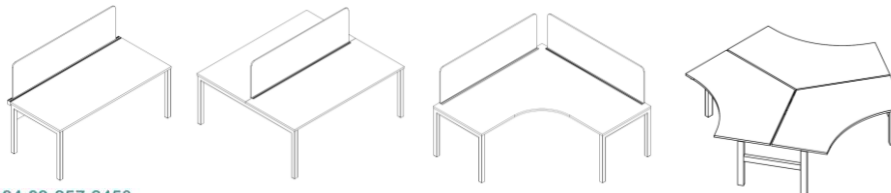
- Screen available in 12 colors
- Shelves and paperslots to fit docking rail



C30

- Pinnable, upholstered screen.
- Powdercoated frame.

Configurations



QS White (stocked board)				
Commercial plain	Storm	Bright	Snowdrift	Warm White
Commercial woodgrain	Silver Strata	NZ Tawa	Affinity Maple	Dark Oak
256 Custom colours	- Melteca - Prime Panels - Melamine			
Special finishes	- HPL, Stone, Veneer			

Desks:

- 1200mm x 600mm - 1200mm x 800mm - 1600mm x 800mm - 1800mm x 800mm
- Length range from 1000mm to 2400mm - Rectangular depth: From 600mm

Workstations:

- 1800mm x 1800mm x 600/700mm deep
- 1800mm x 1200mm x 700mm deep
- Custom sizes available.